

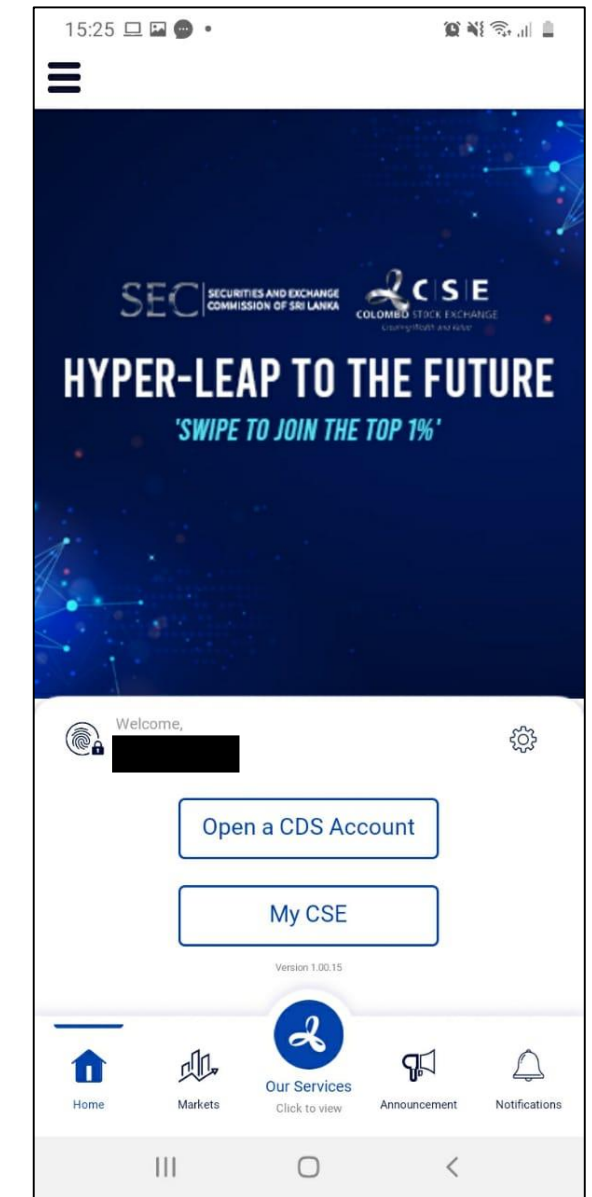
Key features of the CSE mobile application

1. Digital account opening and onboarding
2. Research and data
3. Interactive educational content
4. Corporate news and videos
5. Single login for all CSE digital services

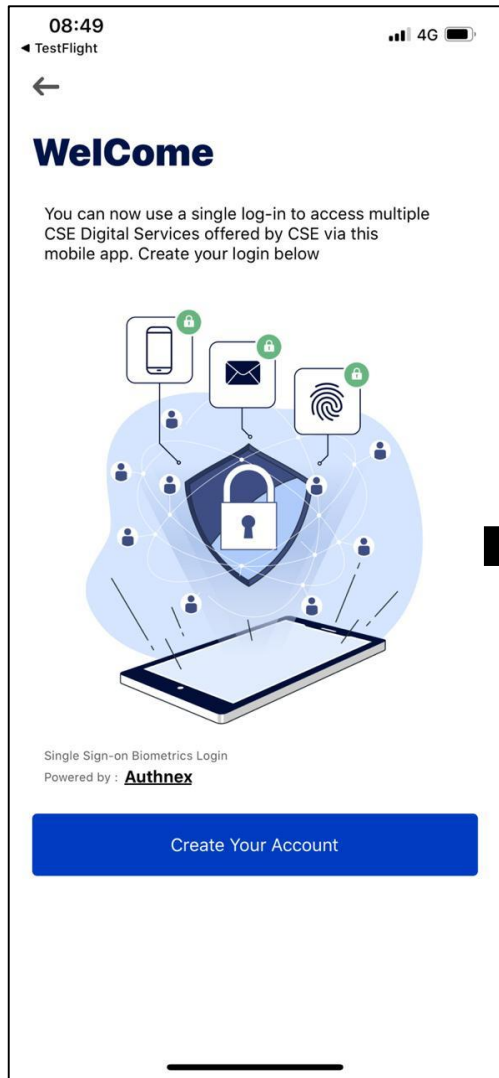
Lets get you
registered with
the CSE mobile
app first




Click on the Triaxial Ribbon to
display CSE services



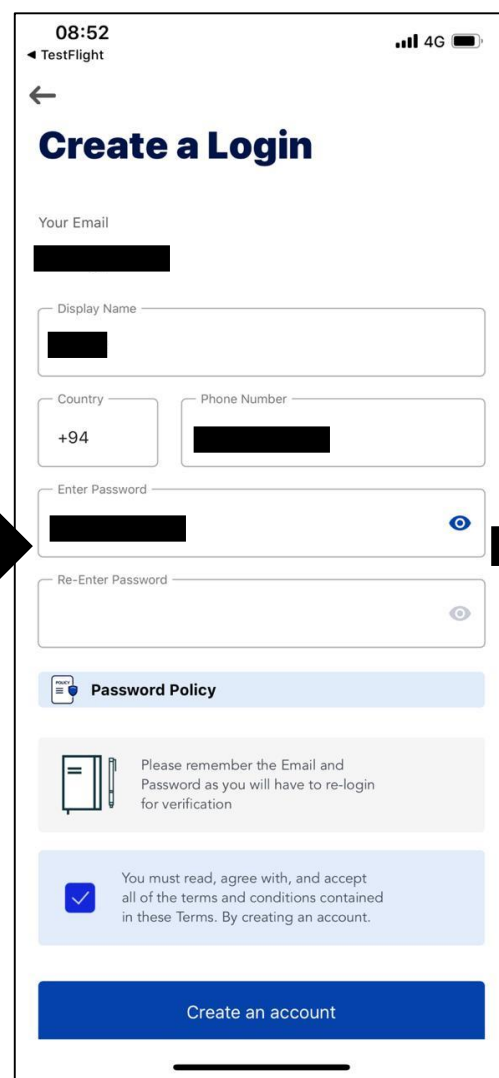
Select one of the above two options
to commence the initial
registration process



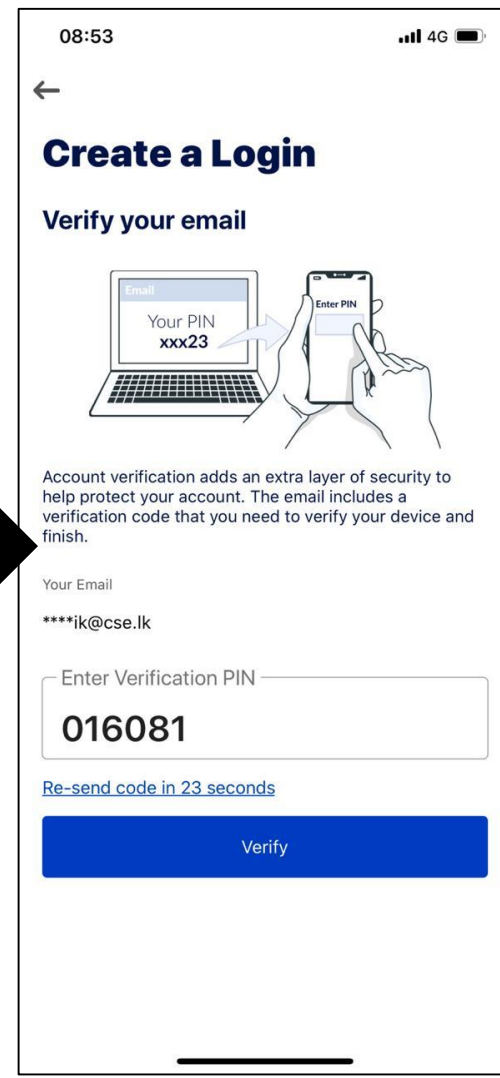
01. Click on 'create your account'



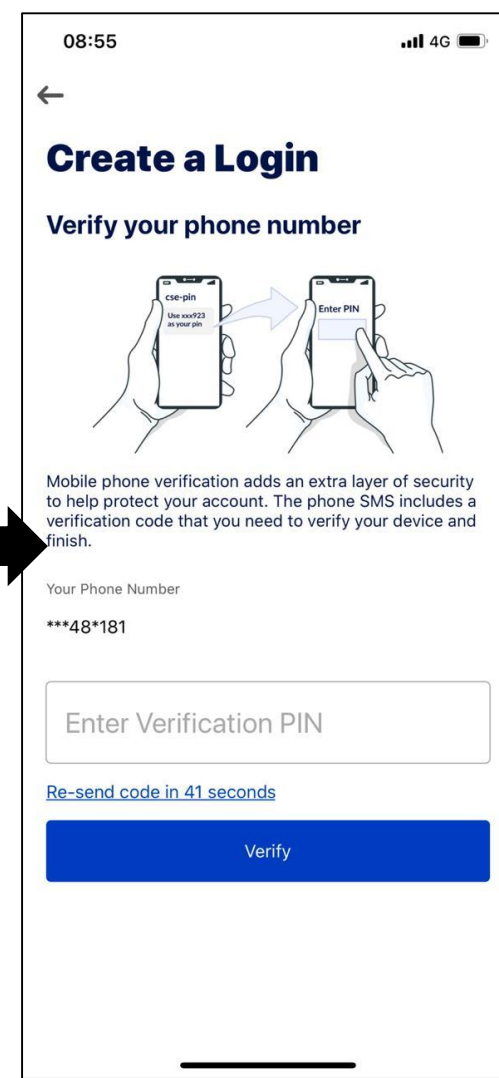
02. Please key in your e-mail address and click 'next' to proceed




03. Please key in the details requested for and click 'Create an account' after reading the terms and conditions document



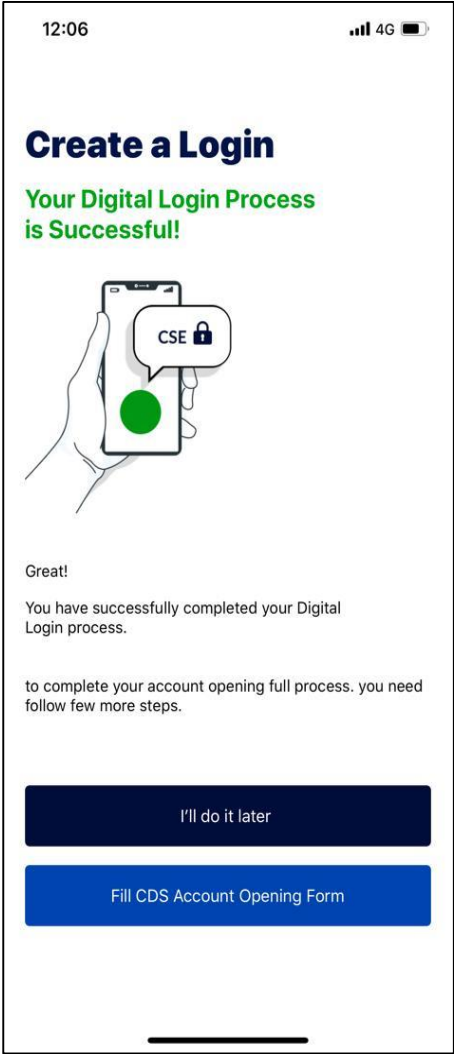
04. Enter the OTP sent to your e-mail and click 'verify'



05. Enter the OTP you received via a text message and click 'verify'



06. Enter your biometrics (if it's a biometrics enabled device) or a pin and click 'Link your biometrics'/'Create your PIN'



You can now proceed to open a CDS account and start trading

A step by step description of Filling a CDS Account Opening Form

Step 1: Fill in your Personal Information

Step 2: Fill in your Residential Information

Step 3: Fill in your Bank account details

Step 4: Fill in your Employment Details

Step 5: Politically Exposed person questionnaire to be filled accordingly

12:24 4G

←

ACCOUNT OPENING

Documents Upload

Selfie

CHANGE

Front of NIC

Step 6:

A few documents to be uploaded

- A selfie
- Both sides of your NIC
- Proof of Bank account (e.g.: an image of a statement that includes your personal details)



ACCOUNT OPENING

English/ සිංහල / தமிழ்

☐ Yes ☒ No

English/ සිංහල / தமிழ்

Agreements between Stockbroker and the Clients

☒ This Client Agreement to be entered into between the Client and the relevant Stockbroker Participant ('Agreement') is a conditional agreement.

This Agreement will complete due execution and be legally binding

- upon explaining Risk Disclosure Statements contained in this Agreement to the Client by an authorized Officer of the Stockbroker Participant via telephone; and,
- upon completion of the requirements set out in Annexure 3 to the CSE Stockbroker Rules.

Therefore, the Client will receive an email communication from the Stockbroker Participant for this purpose subsequent to opening the CDS Account digitally.

☒ Agreement 01 [View](#)

☒ Agreement 02 [View](#)

Reach us through cdsonlinehelp@cse.lk or 011-111111 (8.30am-4.30pm) for help

PREVIOUS **I AGREE & DECLARE**

Final Step:

Select your preferred language, Read and understand the terms and conditions document, Stock Broker agreement and the declaration documents.

Click

I AGREE & DECLARE

To complete the process

✓

You have successfully submitted the Online Application Form. Your stockbroker will get in touch with you soon.

OK